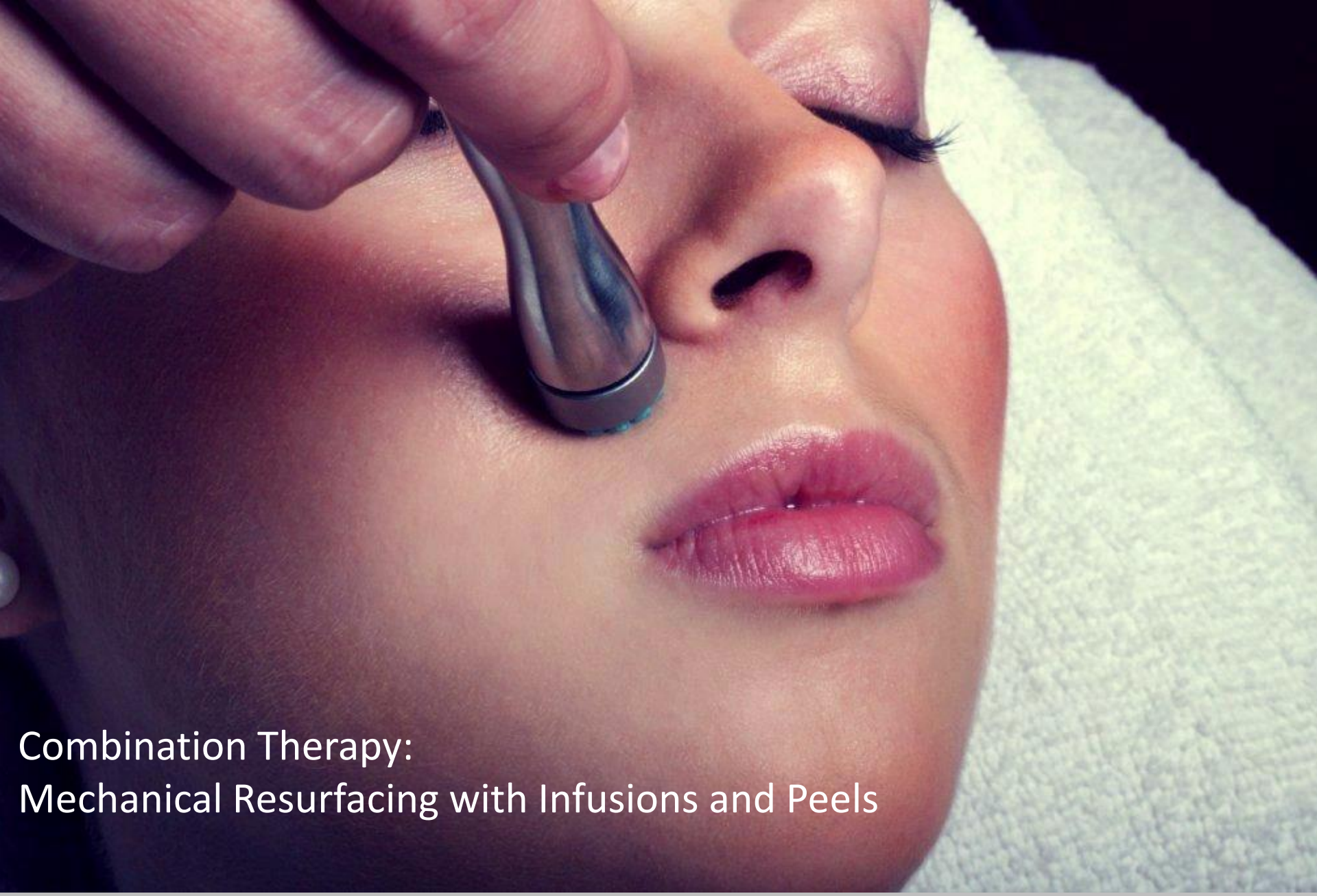

Combination Therapy:
Mechanical Resurfacing with Infusions and Peels

OVERVIEW

Non-Invasive Resurfacing

Non-Invasive Resurfacing with Infusion

Summary

Questions

NON-INVASIVE RESURFACING

Also known as

- Microdermabrasion
- Mechanical exfoliation
- MicroExfoliation
- Hydradermabrasion
- MicroResurfacing

Mediums

- 1st generation = crystals
- 2nd generation = diamond and plastic tips
- 3rd generation = bristle tips

NON-INVASIVE RESURFACING

Benefits

-Thicker epidermis because new cells produced rapidly

-Cells of lower layers of epidermis are in "basket weave"configuration

instead of haphazard arrangement

-Barrier function of epidermis improves

-Protects skin

-Prevents TEWL

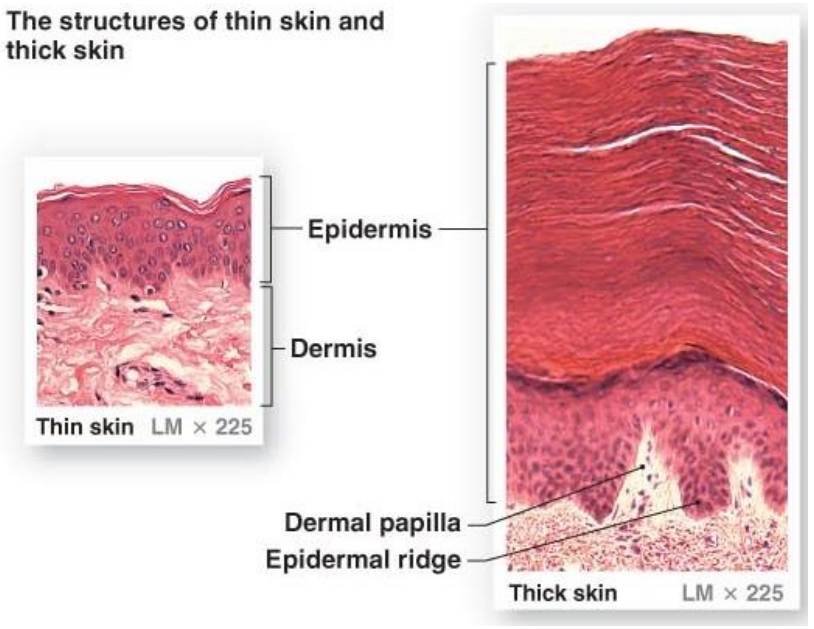

NON-INVASIVE RESURFACING

Benefits

-Nourishes cells, keeping them vital

-Oxygen and nutrients to working cells

-Skin becomes radiant from blood flow and nutrients

-Internal oxygen treatment

-Controlled dermal injury for collagen remodeling

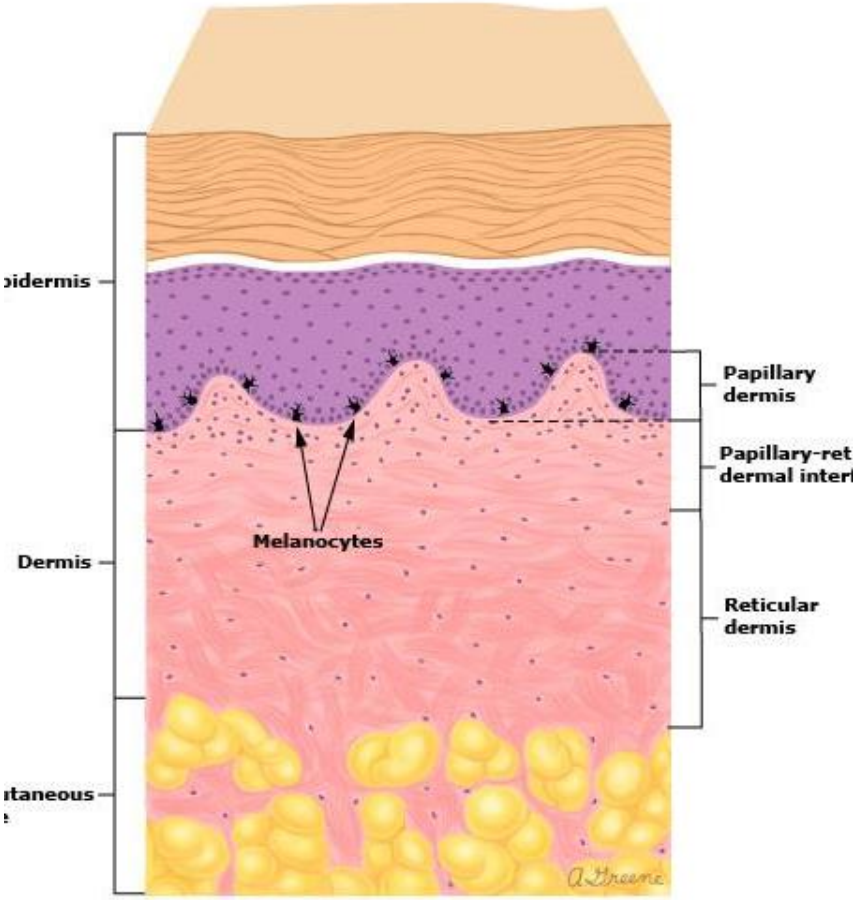

NON-INVASIVE RESURFACING

Benefits

-No down time 30 minute treatment

-One of the top non-invasive cosmetic procedures

-Safe for all skin types



NON-INVASIVE RESURFACING

Ideal for

- Dyschromias
- Photo-aging
- Fine lines
- Laxity
- Tone & Texture
- Blemishes
- Dry, dehydrated skin
- Oily, sebaceous skin
- Sensitive skin
- Reactive skin
- Melasma
- Acne scaring

NON-INVASIVE RESURFACING WITH INFUSIONS

Delivers targeted skincare infusions, which penetrate the skin, rejuvenating and restoring the skin's health

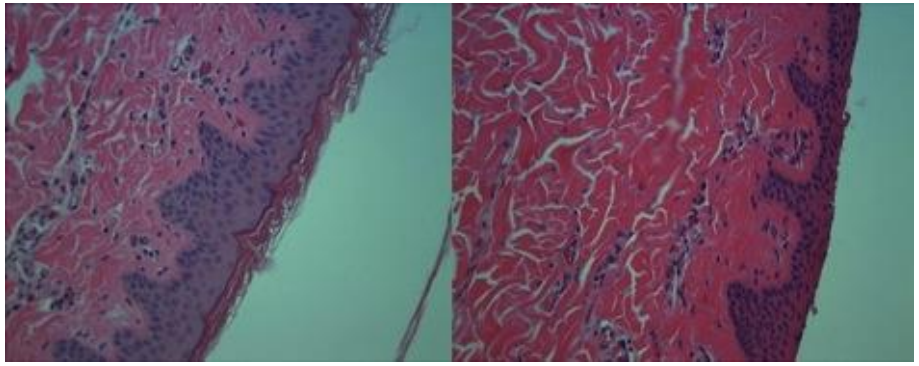

Control
Following Medium Coarse Tip

Courtesy: Aaron Tabor, M.D.

Acts as a gateway device for aesthetic practice growth

With Peels, 2 of the aesthetic industries top 5 minimally invasive procedures are incorporated into one treatment.*

*Source: 2015 ASPS Statistics Report

NON-INVASIVE RESURFACING WITH INFUSIONS

Combination therapy for optimum outcomes

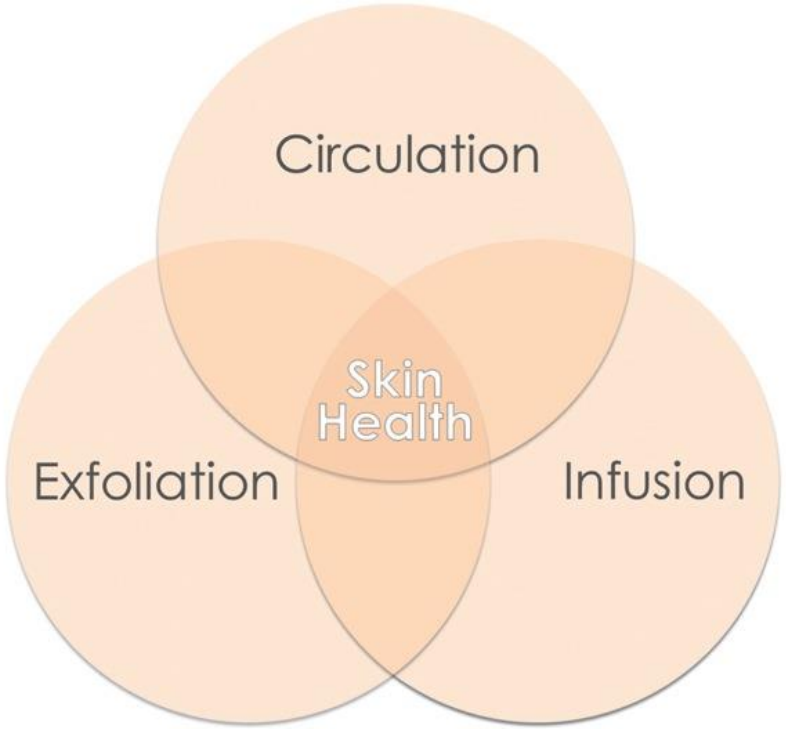

NON-INVASIVE RESURFACING WITH INFUSIONS

Safe for all Fitzpatrick skin types

Recommended for

- -Pigmentary disorders
- -Photoaging
- -Melasma
- -Tone & texture
- -Acne
- -Fine rhytides
- -Elastin & collagen

GROWTH FACTOR INFUSION

Novel and unique combination of adipose-derived stem cell conditioned media and fibroblasts.

Formulated with W3 Peptide (hexapeptide-33)

“G-Protein Coupled Receptor” activates cell vitality, combats wrinkles, brightens and tones. Potent bio-active signaling peptides home damaged sites to aid in repair and restoration, while Gatuline Renew® helps to improve skin

Addresses skin firmness, wrinkle reduction, and vitality

GROWTH FACTOR INFUSION



Before

1 Month Following 3rd Treatment

Courtesy: Jay Calvert, MD

GROWTH FACTOR INFUSION



Wrinkles (80%)
Untreated

Wrinkles (93%)
Treated with NuCell Infusion

VISIA *Facial Assessment Report*

Percentile scores depict your ranking relative to others of the same age, gender and skin type (higher scores are better).

GROWTH FACTOR INFUSION

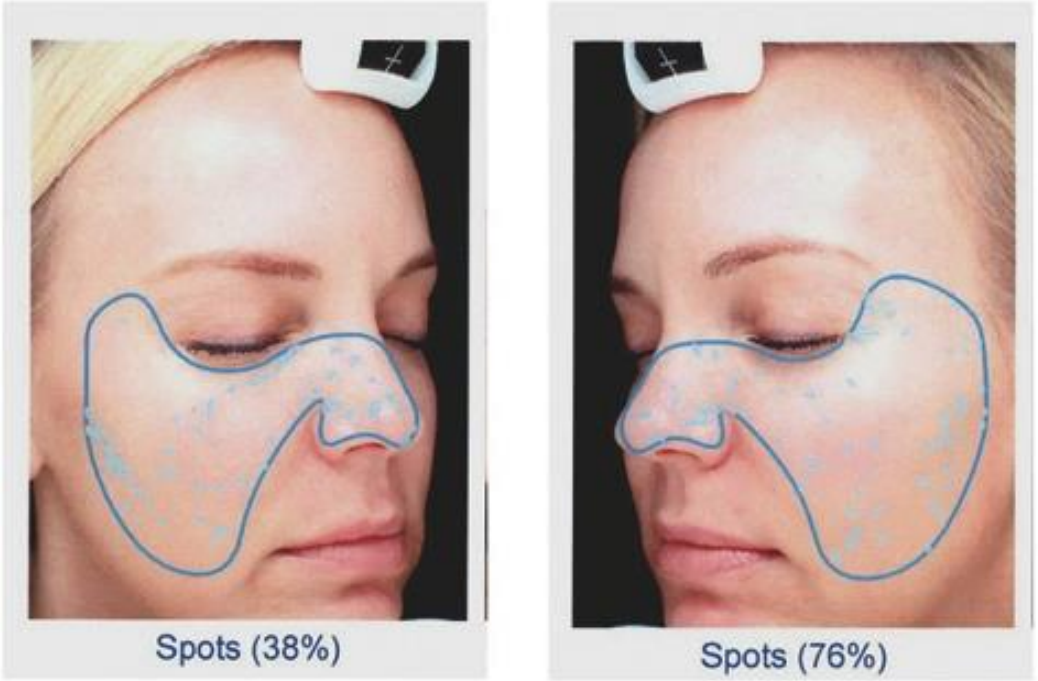

CHEMICAL PEEL INFUSION

Chemical exfoliants (peels)

-Exfoliate dead skin

-Increase cellular turnover

-Drive other ingredients deeper

TCA – increases cellular turnover

Blended with Kojic Acid, Lactic Acid, Azelaic Acid, Glycolic Acid, Salicylic Acid, Hyaluronic Acid

No downtime or patient discomfort

CHEMICAL PEEL INFUSION



Before

6 Weeks Following 4th Treatment

Courtesy: Christopher B. Zachary, FRCP

CHEMICAL PEEL INFUSION



Day 2 Day 3 Day 4 Day 5

PROBIOTIC INFUSION

Probiotic Derived Bioactives (PBDs)

Non-pathological and non-living probiotic metabolites derived from beneficial bacteria strains are put through a fermentation process,
designed to enhance the skin's innate immune and repair process

- This mimics a wound-healing response without the typical insult, injury, or inflammation

- They stimulate the action of live bacteria without inflammatory characteristics

PROBIOTIC INFUSION

Illustrations demonstrate the action of healthy bacteria versus harmful bacteria

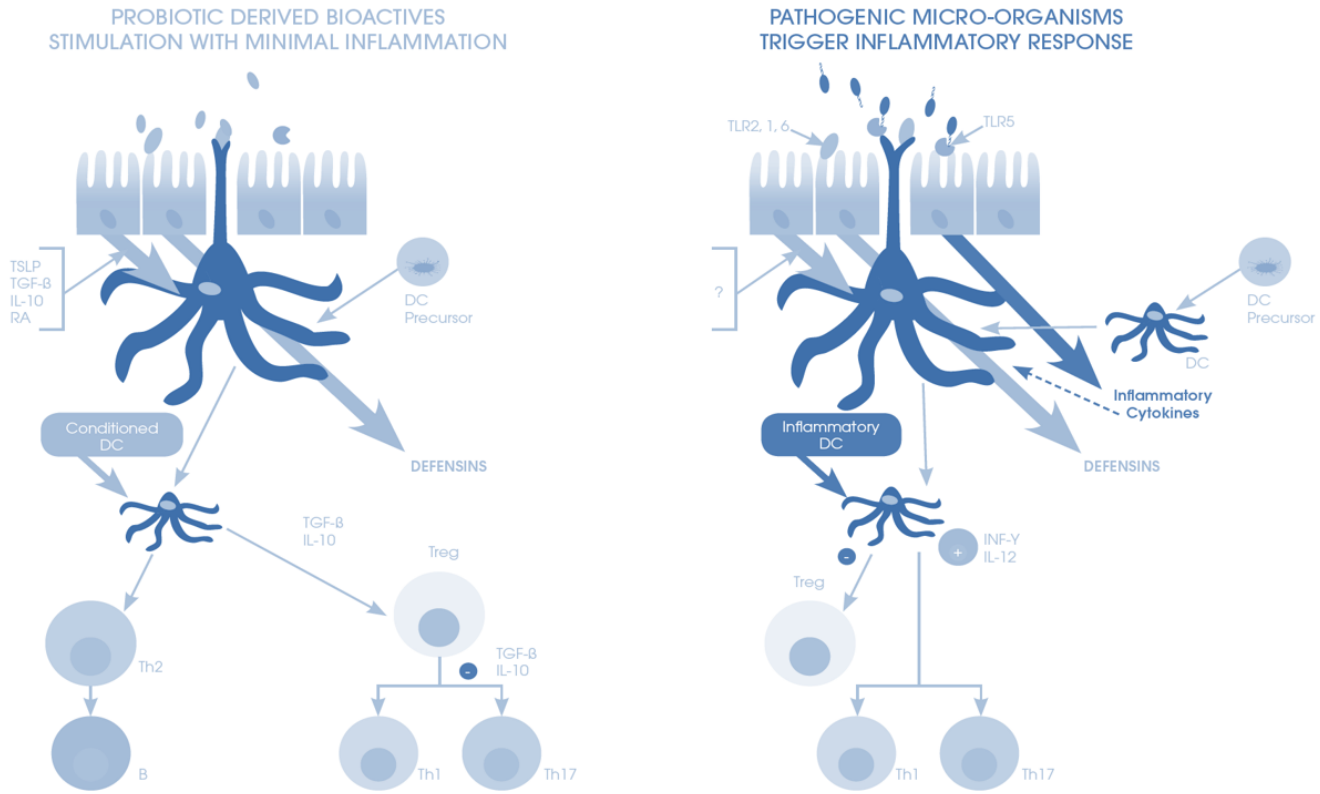

Adapted from Proceedings of the Nutrition Society (2010), 69, 381—389

1. Data on file GLOWBIOTICS MD
2. Taguchi T, Mitcham JL, Dower SK, Sims JE, Testa JR "Chromosomal localization of TIL, a gene encoding protein related to the Drosophila transmembrane receptor Toll, to human chromosome 4p14". Genomics 32 (3): 486-8. (March 1996).
3. Wehkamp, J. et al, "NF-KB - and AP-1-Mediated Induction of Human Beta Defensin-2 in Intestinal Epithelial Cells by Escherichia coli Nissle 1917: a Novel Effect of a Probiotic

NON-INVASIVE RESURFACING WITH INFUSIONS

Target Key Skin Concerns

Non-invasive resurfacing
- Removes barrier
- Exfoliation & circulation

Chemical resurfacing
- Exfoliation
- Cellular turnover

Infusion delivery
- Increases cellular turnover
- Brighten
- Suppress melanin
- Inhibit tyrosinase
- Decrease inflamation



NON-INVASIVE RESURFACING WITH INFUSIONS

Superior results with synergistic combination therapy

Benefits of non-invasive resurfacing combined with benefits of transepidermal infusion

Stratum corneum (barrier) is removed prior to delivering infusion as well as vacuum pushing in deeper to epidermal-dermal junction

Highly increases efficacy of ingredients

Delivers powerful TCA, AHAs, peptides and antioxidants

delivering results + happy patients = increased revenue

SUMMARY

Mechanical Resurfacing has proven to improve skin

Topical serum/infusion containing peels, peptides, growth factors, probiotics and antioxidants benefit aging skin

Both methods show improvement, combining gives a synergistic result with vastly superior results

Mechanical Resurfacing + Pigment Infusion =
Superior Synergistic Result

THANK YOU